

LEARNING ENGLISH THROUGH SIGNS

with Pixie and Jenkins

Song Booklet



*Traditional English children's songs to support
learning first English words*

LEARN ENGLISH THROUGH SIGNS

with Pixie and Jenkins

Song Booklet

Learning English through Signs Song Booklet

Singing is very useful for promoting early literacy skills and this is also true of language learning. We can further help children in learning language if we use actions and gestures to familiar songs. In this way we help children to pinpoint and learn specific vocabulary. The lyrics in the booklet are traditional English nursery rhymes which are adapted to children between the ages of 2 and 6 who are learning English as a second language, either in the UK or outside. The lyrics are accompanied by the pictures of the gestures of the KEY words which help children to connect with the meaning of the song.

The booklet should be used with the Learn English Through Signs CD which was prepared with the intention to make learning first English words easier. The songs are a little slower than the original rhythm, because we want the children to be able to really hear the targeted words and phrases. The songs can also be found at our website:

<http://www.lets-erasmusplus.com>

Here are some tips for singing and signing with children:

- Start with the songs that are easy, such as Twinkle Twinkle
- Some of the familiar songs have been translated into other language. This can also provide a very good starting point for children. Try and find them on You Tube.
- Try to use the gestures. Mixing sound with kinaesthetic tasks helps children to learn the specific vocabulary.
- With longer, more complicated songs, try using props or toys to involve children in a task linked to the music.
- Build up positive associations with the language by singing, signing, dancing to songs and generally having fun!

Learn English Through Signs is an Erasmus Plus project involving partners from the United Kingdom, Poland and Slovenia. The project has been testing and developing new methods of teaching children between the ages of 2 and 6 English as a second language using signs and music. Our experience has shown that by learning the signs and gestures, young children learn English words and phrases very quickly and make easy connections with their own first language. The signs and music can be used by all! More information is available from our website <http://www.lets-erasmusplus.com>

Mojca Williams

Language in Your Hands

Table of contents

| | |
|--|----|
| Time to Sit and Sign with me | 5 |
| Twinkle Twinkle | 6 |
| I am glad You Came Today | 7 |
| This Little Piggy | 8 |
| Old MacDonald had a Farm | 9 |
| Baa Baa Black Sheep | 11 |
| Incy wincy Spider | 12 |
| Sleeping Bunnies | 13 |
| The Bear went over the Mountain | 15 |
| When Goldilocks went to the House of the Bears | 17 |
| Five Little Monkeys | 19 |
| 1, 2, 3, 4, 5 | 21 |
| Five Little Speckled Frogs | 23 |
| 5 Little Ducks | 25 |
| Miss Polly had a Dolly | 27 |
| Rainbow Colours | 29 |
| I can Sign a Rainbow | 31 |
| Rain Rain | 34 |
| The wheels on the Bus | 35 |
| I am glad you Came Today | 36 |
| Head, shoulders, knees, and toes | 37 |
| If you are Happy | 38 |

Time to Sit and Sign with me

(to the music of Twinkle Twinkle)

TIME to SIT and SIGN with me

LEARNING English ABC.

we'll SING some SONGS and PLAY some games

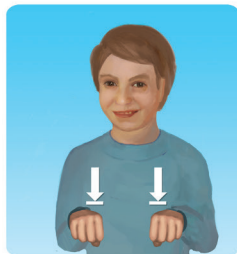
And make some FRIENDS along the way.

TIME to SIT and SIGN with me

LEARNING English ABC.




time



sitting




sign




learn




Aa




Bb



Cc



friend



sing



play

Twinkle Twinkle


Twinkle, twinkle, little STAR
How I WONDER what you are
UP above the WORLD so high
Like a DIAMOND in the SKY
Twinkle, twinkle, little STAR
How I WONDER what you are.




star



wonder



world



diamond



sky

I am Glad You Came Today

(The Farmer in the Dell)

I'm GLAD you came TODAY,

I'm GLAD you came TODAY.

HELLO to everyone, (wave Hello)


I'm GLAD you came TODAY.

we'll LEARN and PLAY TODAY,


we'll LEARN and PLAY TODAY.

HELLO, hello to everyone, (wave Hello)


we'll LEARN and PLAY TODAY.




happy



today



hi



learn




play

This Little Piggy


This little PIGGY went to MARKET,
This little PIGGY stayed at HOME,
This little PIGGY had roast beef (sign for EAT),
This little PIGGY had NONE (sign for no).
And this little PIGGY went...
"wee wee wee" all the way HOME...
Repeat



pig




market



home



eat



no

old Mac Donald had a Farm

old Mac Donald (sign for a man) had a FARM, ee-eye, ee-eye,
oh,


And on that FARM he had some COWS, ee-eye, ee-eye, oh,
with a 'moo moo' here and a 'moo moo' (sign for a cow) there,
Here a 'moo', there a 'moo', everywhere a 'moo moo',
old Mac Donald had a farm, ee-eye, ee-eye, oh.

old Mac Donald had a FARM, ee-eye, ee-eye, oh,
And on that farm he had some PIGS, ee-eye, ee-eye, oh,
with an 'oink oink' here and an 'oink oink' there,
Here an 'oink', there an 'oink', everywhere an 'oink oink',
A 'moo moo' here and a 'moo moo' there,
Here a 'moo', there a 'moo', everywhere a 'moo moo',
old Mac Donald had a farm, ee-eye, ee-eye, oh.

old Mac Donald had a FARM, ee-eye, ee-eye, oh,
And on that farm he had some SHEEP, ee-eye, ee-eye, oh,
with a 'baa baa' here and a 'baa baa' there,
Here a 'baa', there a 'baa', everywhere a 'baa baa',
An 'oink oink' here and an 'oink oink' there,
Here an 'oink', there an 'oink', everywhere an 'oink oink',
A 'moo moo' here and a 'moo moo' there,
Here a 'moo', there a 'moo', everywhere a 'moo moo',

old MacDonald had a FARM, ee-eye, ee-eye, oh.


old MacDonald had a FARM, ee-eye, ee-eye, oh,
And on that FARM he had some CHICKEN, ee-eye, ee-eye, oh,
with a 'cluck cluck' here and a 'cluck cluck' there,
Here a 'cluck', there a 'cluck', everywhere a 'cluck cluck',
A 'baa baa' here and a 'baa baa' there,
Here a 'baa', there a 'baa', everywhere a 'baa baa',
An 'oink oink' here and an 'oink oink' there,
Here an 'oink', there an 'oink', everywhere an 'oink oink',
A 'moo moo' here and a 'moo moo' there,
Here a 'moo', there a 'moo', everywhere a 'moo moo',
old MacDonald had a FARM, ee-eye, ee-eye, oh.




man




farm



cow



pig



sheep




chicken


Baa Baa Black Sheep

Baa, baa, black SHEEP, have you any wool?
Yes SIR (sign for a man), yes sir, three BAGS full.
one for the MASTER (sign for a man), one for the DAME (sign
for a woman),
And one for the little BOY who lives down the LANE (road).

Baa, baa, black SHEEP, have you any wool?
Yes sir, yes SIR, three BAGS full.
one for the MASTER, one for the DAME,
And one for the little BOY who lives down the LANE.




sheep




man




bag



woman



boy




road


Incy wincy Spider

Incy wincy SPIDER climbing up the spout
Down came the RAIN and washed the spider out (sign all gone)
out came the SUN and dried up all the RAIN
Now Incy wincy SPIDER went up the spout again!


Repeat



spider



rain



all gone



sun

Sleeping Bunnies

See the BUNNIES SLEEPING till it's nearly noon
Shall we WAKE them with a merry tune?

They're so STILL are they ILL?

WAKE UP little BUNNIES!

HOP little BUNNIES, hop, hop, hop

Hop, hop, hop - Hop, hop, hop

Hop little bunnies, hop, hop, hop

Hop, hop, hop...

See the BUNNIES SLEEPING till it's nearly noon
Shall we wake them with a merry tune?

They're so STILL, are they ILL?

wake up little bunnies!

SKIP little BUNNIES, skip, skip, skip

SKIP, skip, skip - skip, skip, skip

Skip little bunnies, skip, skip, skip

Skip, skip, skip...

See the BUNNIES SLEEPING till it's nearly noon
Shall we WAKE them with a merry tune?

They're so STILL, are they ILL?

WAKE UP little BUNNIES!

JUMP little BUNNIES, jump, jump, jump

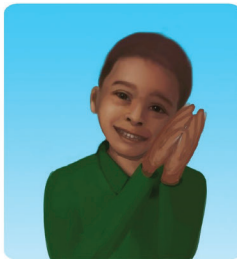
Jump, jump, jump - jump, jump, jump

Jump little bunnies, jump, jump, jump


Jump, jump, jump...
 HOP little BUNNIES, hop, hop, hop
 Hop, hop, hop, - hop, hop, hop
 Hop little bunnies, hop, hop, hop
 hop, hop, hop...




bunny



sleep




awake



still



ill



jump

The Bear Went Over the Mountain

Oh the BEAR went over the MOUNTAIN,
The BEAR went over the MOUNTAIN,
The BEAR went over the MOUNTAIN,
To SEE what he could SEE.


But all that he could SEE,
But all that he could SEE,
was the other side of the MOUNTAIN,
The other side of the MOUNTAIN,
The other side of the MOUNTAIN,
was all that he could SEE.

So he went back over the MOUNTAIN,
He went back over the MOUNTAIN,
He went back over the MOUNTAIN,
To SEE what he could SEE.

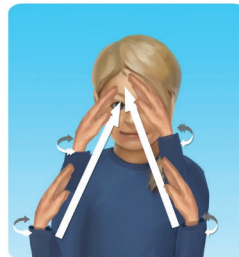
But all that he could SEE,
But all that he could SEE ,
was the other side of the MOUNTAIN,
The other side of the MOUNTAIN,
The other side of the MOUNTAIN,
was all that he could SEE.
All that he could SEE!



see



bear



mountain

when Goldilocks went to the House of the Bears

when Goldilocks (sign for GIRL) went to the HOUSE of the
BEARS,

oh what did her two eyes SEE?

A Bowl that was HUGE (big),

A Bowl that was SMALL,

A Bowl that was tiny and that was all,

She counted them: one, two, three.

when Goldilocks went to the HOUSE of the BEARS,

oh what did her two eyes SEE?

A CHAIR that was HUGE,

A CHAIR that was SMALL,

A CHAIR that was tiny and that was all,

She counted them: one, two, three.

when Goldilocks went to the HOUSE of the BEARS,

oh what did her two eyes SEE?

A BED that was HUGE,

A BED that was SMALL,

A BED that was tiny and that was all,

She counted them: one, two, three.


when Goldilocks ran from the HOUSE of the BEARS,
oh what did her two eyes SEE?

A BEAR that was HUGE,


A BEAR that was SMALL,

A BEAR that was tiny and that was all,


They GROWLED (sign for angry) at her: grr, grr, grr!



girl




house




bear




see




bowl



big



small



bed

Five Little Monkeys

Five little MONKEYS JUMPING on the BED,

one FELL OFF and bumped his head.

MOTHER called the DOCTOR and the DOCTOR said,

"No more (no sign) MONKEYS JUMPING on the BED!".

Four little MONKEYS JUMPING on the BED,

one fell off and bumped her head.

MOTHER called the DOCTOR and the DOCTOR said,


"No more MONKEY JUMPING on the BED!".

Three little MONKEYS JUMPING on the BED,

one fell off and bumped his head.

MOTHER called the DOCTOR and the DOCTOR said


"No more MONKEY JUMPING on the BED!".



monkey



jump




bed



fall



mom



doctor



no

1, 2, 3, 4, 5

one, two, three, four, five,
once I CAUGHT a FISH alive,
Six, seven, eight, nine, ten,
Then I let it go again.


WHY did you let it go?
Because it bit my finger so.
WHICH finger did it bite?
This little finger on the right.

one, two, three, four, five,
once I CAUGHT a CRAB alive,
Six, seven, eight, nine, ten,
Then I let it go again.

WHY did you let it go?
Because it bit my finger so.
WHICH finger did it bite?
This little finger on the right.

one, two, three, four, five,
once I CAUGHT a FISH alive,
Six, seven, eight, nine, ten,
Then I let it go again.

why did you let it go?
Because it bit my finger so.
WHICH finger did it bite?
This little finger on the right



catch




fish



why



which



crab

Five Little Speckled Frogs

Five little speckled FROGS
SAT on a speckled log
EATING some most delicious grubs - yum, yum
one JUMPED into the pool
where it was NICE and cool
Now there are four GREEN speckled FROGS- glub, glub.

Four little speckled FROGS
SAT on a speckled log
EATING some most delicious grubs - yum, yum
one JUMPED into the pool
where it was NICE and cool
Now there are three GREEN speckled FROGS - glub, glub.

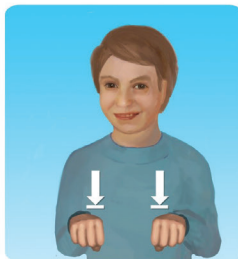
Three little speckled FROGS
SAT on a speckled log
EATING some most delicious grubs - yum, yum
one JUMPED into the pool
where it was NICE and cool
Now there are two GREEN speckled FROGS - glub, glub.

Two little speckled FROGS
 SAT on a speckled log
 EATING some most delicious grubs - yum, yum
 one JUMPED into the pool
 where it was NICE and cool
 Now there are one GREEN speckled FROGS- glub, glub.

one little speckled FROG
 SAT on a speckled log
 EATING some most delicious grubs - yum, yum
 one JUMPED into the pool
 where it was NICE and cool
 Now there are no GREEN speckled FROGS - glub, glub.




frog




sitting



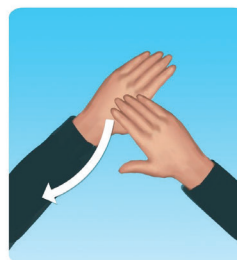
eat



jump



nice



green

5 Little Ducks

Five little DUCKS
went out one day
over the hill and far away
MOTHER DUCK said
"Quack, quack, quack, quack."
But only four little DUCK CAME back

Four little DUCKS
went out one day
over the hill and far away
Mother DUCK said
"Quack, quack, quack, quack."
But only three little DUCKS came back.


Three little DUCKS
went out one day
over the hill and far away
MOTHER DUCK said
"Quack, quack, quack, quack."
But only two little DUCKS came back.

Two little DUCKS
went out one day
over the hill and far away
MOTHER DUCK said
"Quack, quack, quack, quack."


But only one little DUCK came back.

one little DUCK
went out one day
over the hill and far away
MOTHER DUCK said
"Quack, quack, quack, quack."
But none of the five little DUCKS came back.


SAD MOTHER DUCK
went out one day
over the hill and far away
The SAD MOTHER DUCK said
"Quack, quack, quack."
And all of the five little DUCKS came back



duck



mom



sad

Miss Polly had a Dolly

Miss Polly had a DOLLY
who was SICK, SICK, SICK,
So she called for the DOCTOR
To be QUICK, QUICK, QUICK;
The DOCTOR came
with his BAG and his HAT,
And he knocked at the DOOR
with a rat-a-tat-tat.


He LOOKED at the DOLLY
And he shook his head,
And he SAID "Miss Polly,
Put her straight to BED."
He WROTE out a paper
For a PILL; PILL; PILL ,
"I'll be back in the MORNING,
Yes it will, will, will!"




baby



ill




doctor




quick



bag



hat




door




look



say



bed



write



pill

Rainbow Colours

Sung to: "Hush, Little Baby"

RAINBOW PURPLE, RAINBOW BLUE
Rainbow GREEN and YELLOW TOO
RAINBOW ORANGE, RAINBOW RED
RAINBOW SMILING overhead.

Come and count the COLOURS (sign C) with me

How many COLOURS can you SEE?


one, two, three, down to GREEN,

Four, five, six can be seen.

RAINBOW PURPLE, RAINBOW BLUE
Rainbow GREEN and YELLOW TOO
RAINBOW ORANGE, RAINBOW RED
RAINBOW SMILING overhead.



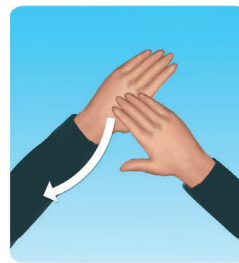
rainbow




purple



blue




green




yellow



orange



red



colour



see

I can Sign a Rainbow

RED and YELLOW and PINK and GREEN

PURPLE and ORANGE and BLUE

I can SING a RAINBow

SING a RAINBow

SING a RAINBow TOO:

LISTEN with your eyes

LISTEN with your ears

And SING everything you SEE

I can SING a RAINBow

SING a RAINBow

SING along with me


RED and YELLOW and PINK and GREEN

PURPLE and ORANGE and BLUE


I can SING a RAINBow

SING a RAINBow

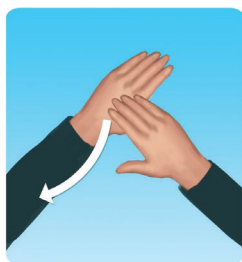
SING a RAINBow TOO.




yellow



pink



green



purple



orange




blue



rainbow



sing



listen

I Hear Thunder

I HEAR thunder, I HEAR thunder

Hark don't you, hark don't you


Pitter patter RAINDROPS (sign for rain), pitter patter
RAINDROPS

I'm WET through, so are you!


Repeat



hear




rain




wet

Rain Rain

RAIN, RAIN, GO away
Come AGAIN some other DAY
we want to go OUTSIDE and PLAY
Come AGAIN some other day.



rain




go




again



outside



play



day

The wheels on the Bus

The wheels on the BUS go round and round
Round and round, round and round
The wheels on the BUS go round and round
all DAY long.

The MUMMIES on the BUS go chat, chat, chat...
The DADDIES on the BUS go shhh, shhh, shhh...
The CHILDREN on the BUS go up and down...
The GRANNIES on the BUS go nit, nit, nit...
The BABIES on the bus go waa, waa, waa...
The GRANDAD's on the BUS go READ, READ, READ...



mom



father



child




grandmom



grandfather




baby



bus



read



day

I am Glad you Came Today

I am GLAD you CAME today
I am GLAD you CAME today
HELLO to everyone
I am GLAD you CAME today


we will LEARN and PLAY today
we will LEARN and PLAY today
HELLO to everyone
I am GLAD you CAME today.



glad




came




table



hello



learn



play

Head, shoulders, knees, and toes

Head, shoulders, knees, and toes, knees and toes.

Head, shoulders, knees and toes, knees and toes.

And eyes and ears and mouth and nose.

Head, shoulders, knees, and toes, knees and toes.

Head, shoulders, knees, and toes, knees and toes.

Head, shoulders, knees, and toes, knees and toes.

And eyes and ears and mouth and nose.

Head, shoulders, knees, and toes, knees and toes.

Point to the part of the body you are singing about.

If you are Happy

If you are HAPPY and you KNOW it clap your hands
If you are HAPPY and you KNOW it clap your hands
If you are HAPPY and you KNOW it and you really want to
Show it

If you are HAPPY and you KNOW it clap your hands,

If you are ANGRY and you KNOW it stomp your feet....

If you are SCARED and you KNOW it ask for HELP....

If you are SAD and you KNOW it HUG your MUM....


If you are HAPPY and you KNOW it and clap your hands.....



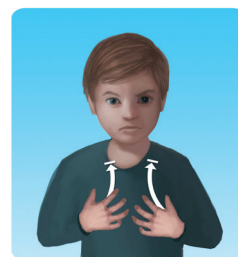
happy




know




show




angry




scared



help



sad



hug



mom

This brochure contains the lyrics of 20 popular traditional English children's songs. The songs which are fun and easy to remember are available on the CD "Learn English Through Music with Pixie and Jenkins".

Singing and using the signs will help your child to learn English words and will also help them learn the structure of the language and help their pre reading abilities in English. Your child's learning of English will be helped by learning the signs whilst singing the songs. All of the lyrics are accompanied by visual signs of the key words. This process helps children to recall the particular word or phrase. The signs are based on British Sign Language.

This brochure has been produced and the methods tested within the 'Learn English Through Signs' Erasmus Plus project. More information is available from www.lets-erasmusplus.com